

# Exam Revision Timetable for GCSE 2019







The revision timetable below should be read in conjunction with your personal exam timetable.

You must attend all normal lessons when you are not in either an exam or a special revision session up to and including Thursday 23<sup>rd</sup> May. From Friday 24<sup>th</sup> May, you do not have to attend school except to attend your revision sessions and your exams. You must sign in and out of school at reception.

REVISION Session Date	Exam	EXAM Date	Venue for REVISION SESSION
Fri 10 May – period 1 for Z option and period 2 for Y option	Computer Science: Computer Systems	Mon 13 May am	C3
Mon 13 May – period 5	French Listening and Reading	Tue 14 May am	L1
Tuesday 14 May – period 3	Biology Paper 1 and 3 Combined Science paper 1 and 7	Tue 14 May pm	Science Rooms
Wed 15 May – period 1	Chemistry paper 1 and 3 Combined Science paper 3 and 9	Thu 16 May	Science Rooms
Wed 15 May – period 3	Shakespeare and Post 1914 Literature	Wed 15 May pm	Canteen
Thu 16 May period 3	Computer Science: Algorithms and Programming	Thu 16 May pm	Canteen
Thu 16 May period 3	French Writing	Fri 17 May am	L1
Fri 17 May period 3	Drama – component 3	Fri 17 May pm	Canteen
Mon 20 May period 4 – “M” Block Maths  Period 5 – “S” Block Maths	Mathematics – Paper 1	Tue 21 May am	Maths Rooms
Tue 21 May period 3	Geography – Living in the UK Today	Tue 21 May pm	Canteen
Tue 21 May period 3	Spanish Listening and Reading	Wed 22 May am	L3
Wed 22 May period 2	Physics paper 1 and 3 Combined Science paper 5 and 11	Wed 22 May pm	Science Rooms
Wed 22 May period 1	English – C19th Novel and Poetry since 1789	Thu 23 May am	Canteen
Thu 23 May period 4	Business Studies 1	Fr1 24 May am	G2 and G3
Thu 23 May period 5	Year 11 Leavers’ Assembly: Canteen		
Fri 24 May period 3	Design and Technology AQA	Fri 24 May pm	G1
Fri 24 May period 3	Design and Technology OCR	Fri 24 May pm	Canteen
Fri 24 May period 3	Enterprise and Marketing	Fri 24 May pm	G2 and G3
Fri 24 May period 5	History 1B option D and 1A option A	Mon 3 June am	Canteen
Mon 3 June period 5	English: Fiction and Imaginative writing	Tue 4 June am	Canteen
Tue 4 June period 3	Business Studies 2	Tue 4 June pm	G2 and G3
Tue 4 June period 3	Music Component 3	Tue 4 June pm	Music Room 1
Tue 4 June period 3	Spanish Writing	Wed 5 June am	L3
Wed 5 June period 3	Geography The World around Us	Wed 5 June pm	Canteen
Thu 6 June period 3	History 2B option A and 2A Option A	Thu 6 June pm	Canteen
Wed 5 June period 1	Mathematics Paper 2	Thu 6 June am	Maths Rooms
Wed 5 June period 5 for those students who study History.  And Thu 6 June period 5 for those students who study Geography.	English Non Fiction and Transactional Writing	Fri 7 June am	Canteen
Fri 7 June period 3	Biology Paper 2 and 4 Combined Science Paper 2 and 8	Fri 7 June pm	Science Rooms
Wed 5 June period 1	Food and Nutrition – Component 1	Mon 10 Jun am	Canteen
Mon 10 June period 5	Mathematics Paper 3	Tue 11 June am	Maths Rooms

Tue 11 June period 3	Chemistry Paper 2 and 4 Combined Science Paper 4 and 10	Wed 12 June am	Science Rooms
Wed 12 June period 5	Geography - Skills	Thu 13 June am	Canteen
Thu 13 June period 3	Dance Written Paper	Thu 13 June pm	Drama 1
Thu 13 June period 3	Physics paper 2 and 4 Combined Science paper 6 and 12	Fri 14 June am	Science Rooms

### IMPORTANT INFORMATION FOR YOUR EXAMINATIONS

	<p>Students, you are required to attend <b>all examinations</b> that you have been entered for and you will receive an individual timetable to confirm:</p> <ul style="list-style-type: none"> <li>➤ the exams you will be taking,</li> <li>➤ the location and the starting time of each exam.</li> <li>➤ your individual Candidate Number</li> </ul> <p>You, alone, are responsible for checking your timetable. Misreading the timetable will not be accepted as a satisfactory explanation for missing your exam. <b>DO NOT LOSE the timetable - file it safely.</b></p>
	<p>Be on time for all your exams. If you are late your work may not be accepted or in some circumstances, you may not be able to take the exam.</p> <p><b>If you are feeling unwell</b>, but are still able to travel, come to school and we can assess the situation then. In most cases it is better to take the exam if you can.</p> <p><b>If you are ill</b> on the day of an exam you <b>must</b> telephone the school on (01832) 272881 before 08:30am. The school may be able to apply to the Awarding Body for special consideration, however, no such request will be made without a supporting letter from your Doctor giving full reasons for the absence. This letter must be forwarded to the Exams Office within three days of your examination.</p>
	<p>You must provide your own equipment and it must be brought into the exam room in a <b>CLEAR, SEE-THROUGH</b> pencil case or bag.</p> <p>For <b>every</b> exam you will need:</p> <ul style="list-style-type: none"> <li>➤ 2 pens – <b>black ink only</b>; HB pencils; ruler; pencil sharpener; eraser</li> </ul> <p>For specific exams, of which you will be advised, you will need:</p> <ul style="list-style-type: none"> <li>➤ Compasses; protractor; calculator; coloured pencils; dictionaries</li> </ul> <p>You are <b>NOT</b> allowed to use:</p> <ul style="list-style-type: none"> <li>➤ Correcting fluid; gel pens; <b>blue ink</b></li> </ul> <p><b>See-through pencil cases with basic equipment are available to purchase from the Bursar's office</b></p>
	<p><b>IMPORTANT!</b></p> <ul style="list-style-type: none"> <li>➤ You must be <b>SILENT AT ALL TIMES</b> in the exam room - including when entering.</li> <li>➤ Once the examination has started do not attempt to communicate with or disturb other candidates.</li> <li>➤ If you need assistance during the exam you must put your hand up and wait for the invigilator to attend to you.</li> <li>➤ At the end of the exam <b>ABSOLUTE SILENCE must be maintained until all the question papers have been collected and you are outside of the exam room.</b></li> </ul>
	<p>Bags must be left in the old science rooms. Mobile phones; iPods; MP3/4 players; pagers; Smart Watches or any other potential technological/web enabled sources of information; calculator cases/instruction leaflets; are not allowed in the examination room. These items should be left in your bags and not brought into the exam room.</p> <p><b>Possession of any unauthorised materials or equipment, once the exam has started, is a serious offence which could result in disqualification from your exam or overall qualification.</b></p>
	<ul style="list-style-type: none"> <li>➤ Attend ALL your exams. Do not lose your timetable – it has the dates and times of all your exams</li> <li>➤ Contact the school immediately if you are ill or are late for an examination</li> <li>➤ Arrive at the Canteen 15 minutes prior to the timetabled starting time of the exam so that you can receive some last minute tips!</li> <li>➤ Make sure you have all necessary equipment with you.</li> <li>➤ Do not talk, try to communicate with or disturb other candidates.</li> <li>➤ Be silent at all times while you are in the exam room.</li> <li>➤ Listen carefully to the invigilator and follow all their instructions.</li> <li>➤ <b>Revise thoroughly!</b></li> </ul>